



# LEDTEC

## 50W LFM Floodlight

TECHNICAL DATA SHEET

The LFM is a robust, high-performing LED floodlight designed for harsh marine conditions with its anti-corrosive powder coating. The driver box can be accessed separately for easy installation and features loop-in/loop-out cable entry options for versatile wiring configurations, ensuring reliable performance and minimal maintenance for various applications.

### Areas for Application

- Boats
- Transportation
- Docking Areas
- Security lighting
- Recreational Facilities
- Portside Warehouses
- Swimming Pool Facilities



8/94 Forsyth Street O'Connor WA, 6163

+61 (08) 6371 1780

[sales@ledtec.com.au](mailto:sales@ledtec.com.au)

[www.ledtec.com.au](http://www.ledtec.com.au)

## TECHNICAL SPECIFICATIONS

### Product

Model	<i>LFM 50W</i>
-------	----------------

### Luminaire Information

Rated Power	<i>50W</i>
Operating Temperature Range	<i>-30° ~ +50 ° c</i>
Fixture Installation	<i>Pole mounting Wall Mounting</i>
Dimmable	<i>Optional</i>
Accessories	<i>Pole adaptors</i>

### Electrical Characteristics

Operating Voltage Range	<i>220-240VAC</i>
Frequency Range	<i>50-60Hz</i>
Power Factor	<i>&gt;0.95</i>
Surge Protection	<i>10kV line-earth</i>
Driver	<i>Sosen</i>
Driver type	<i>Constant Current</i>

### Warranty

Warranty	<i>5 years</i>
----------	----------------

### Material & Finish

Ingress Protection Rating	<i>IP66</i>
Impact Rating	<i>IK08</i>
Material Composition (Body)	<i>Aluminium alloy</i>
Material Composition (Bracket)	<i>Stainless Steel</i>
Material Composition (Lens)	<i>Polycarbonate optical lens</i>
Fixture Colour	<i>Grey</i>
Finish	<i>Powder Coating</i>
Category of Corrosion	<i>C5-M</i>

### Weight & Packaging

Product Dimensions	<i>359 x 254 x 66mm</i>
Product Weight	<i>3.5kg</i>
Packaging Dimensions	<i>395 x 280 x 90mm</i>
Packaged Weight	<i>4.2kg</i>

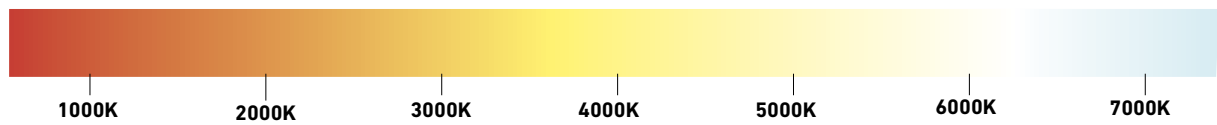
### Optical Characteristics

Correlated Colour Temperature	<i>4000K Standard (2700K - 6500K optional)</i>
Colour Rendering Index	<i>80Ra Standard</i>
LED Type	<i>Nicha 3030</i>
LED Expected Lifespan	<i>92,000hrs</i>
Light Efficacy	<i>150lm/w</i>
Luminous Flux	<i>7,500lm</i>
Beam Angle	<i>Type I: 120° Type II: 55° x 125°</i>

## COLOUR TEMPERATURES

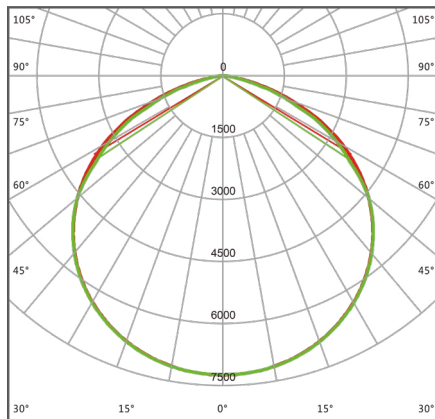
WARM WHITE  
2700K - 3000K

COOL WHITE  
5900K - 6500K

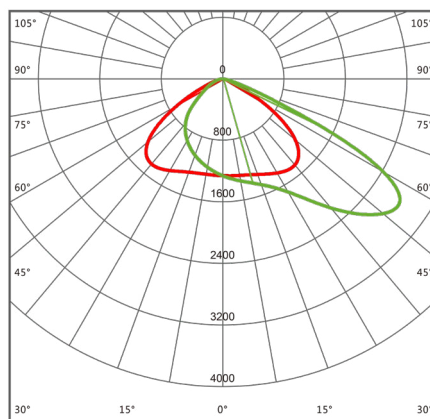


## ILLUMINANCE AT DISTANCE

TYPE I: 120°



TYPE II: 55° X 125°



## DIMENSIONS

